

DOME SKYLIGHTS

Akron Domelights are designed to take advantage of natural daylight, and to provide the necessary ventilation to conform with the Uniform Building and Board of Health Regulations.

They are manufactured entirely within the company and each unit is thoroughly tested for both quality and performance.

The base of the Akron Double Ventilated Domelights is 22 gauge (0.80 mm) galvanised sheet metal, (Single Ventilated 24 gauge (0.60 mm) and the dome is moulded from 1/8" (3.175 mm) thick high quality acrylic which provides long-term resistance to weathering and ageing. The mirror smooth surface is cleaned by rain, virtually eliminating the need for maintenance.

Domes are usually moulded from OPAL "030" grade material, which provides a light transmission figure of 78%. Clear and other opal densities are available on request and double dome units for use in extreme heat areas are also available.

Akron Domelights are totally weatherproof when fitted in accordance with the instructions. This is made possible by the quality of design and construction, when spot welding, pop-riveting and soldering processes are employed.

Akron Domelights are available in both square and rectangular dimensions in a range of sizes and are readily fitted to steel deck roofing.

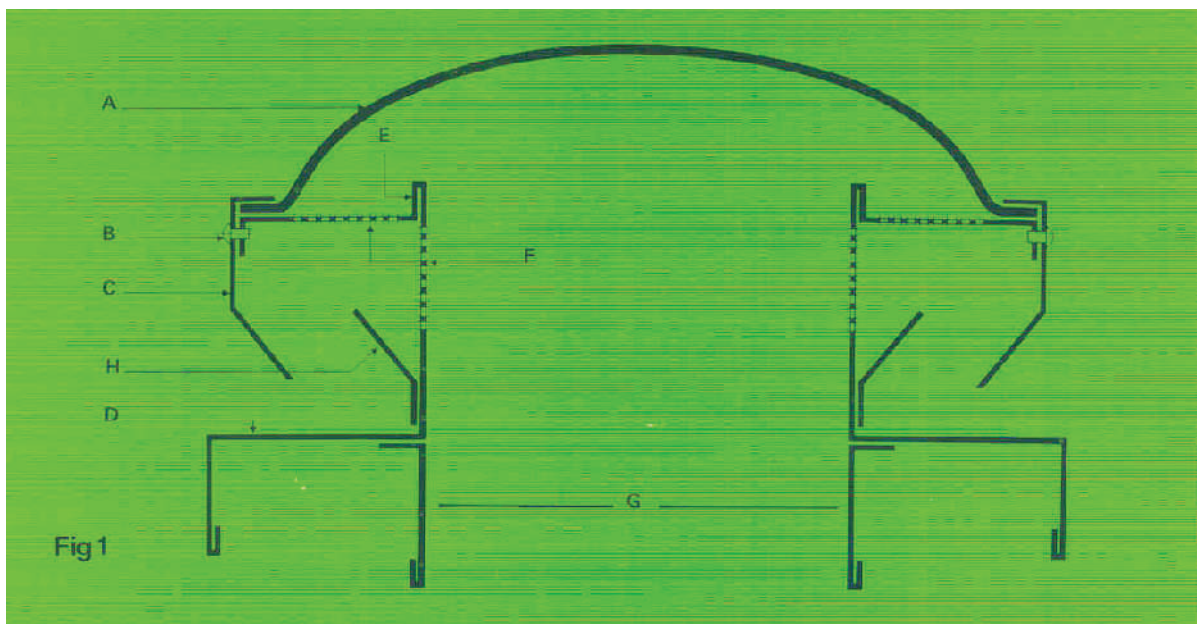
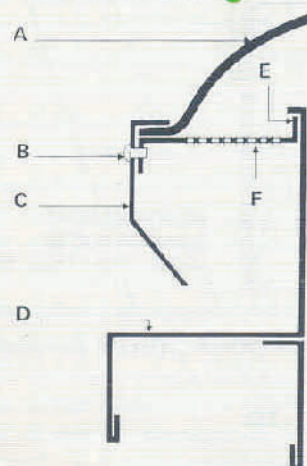


Fig 1

LEGEND

- A ACRYLIC DOME
- B SIDE RIVETED FLANGE
— to avoid acrylic penetration
— to ensure freedom of expansion
- C OUTER BAFFLE
- D COUNTER FLASHING
- E CONDENSATION TRAP
- F DOUBLE VENTILATION
- G OPENING SIZE (INTERNAL WALLS)
— denotes model size
— denotes light area
- H INNER BAFFLE

Akron single ventilated series



LEGEND

- A ACRYLIC DOME
- B SIDE RIVETED FLANGE
— to avoid acrylic penetration
— to ensure freedom of expansion
- C OUTER BAFFLE
- D COUNTER FLASHING
- E CONDENSATION TRAP
- F VENTILATION

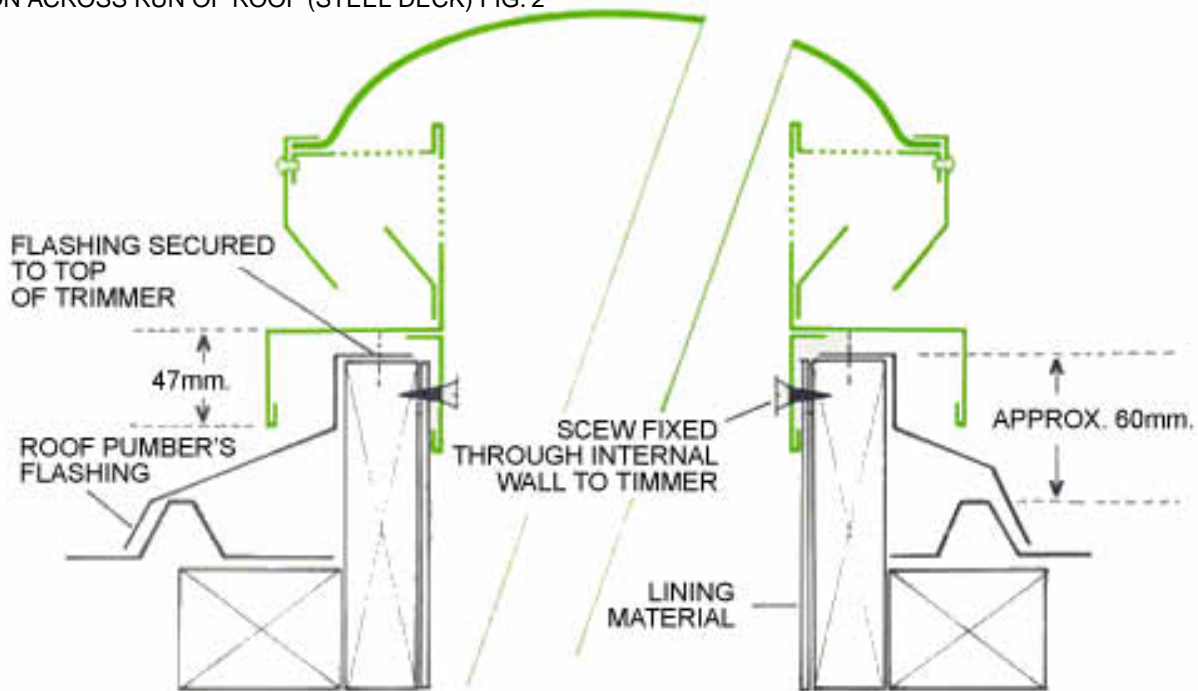
FITTING INSTRUCTIONS FOR STEEL DECK ROOFING (Double and Single Ventilated Series)

The top of the trimmer should be approximately 60 mm above the top of the roof profile (i.e. top of rib corrugation). This is important, as it allows the counter flashing of the unit to clear the plumber's flashing. If existing roof beams do not provide sufficient support for soaker or decking adjacent to the trimmer, then sufficient support should be provided.

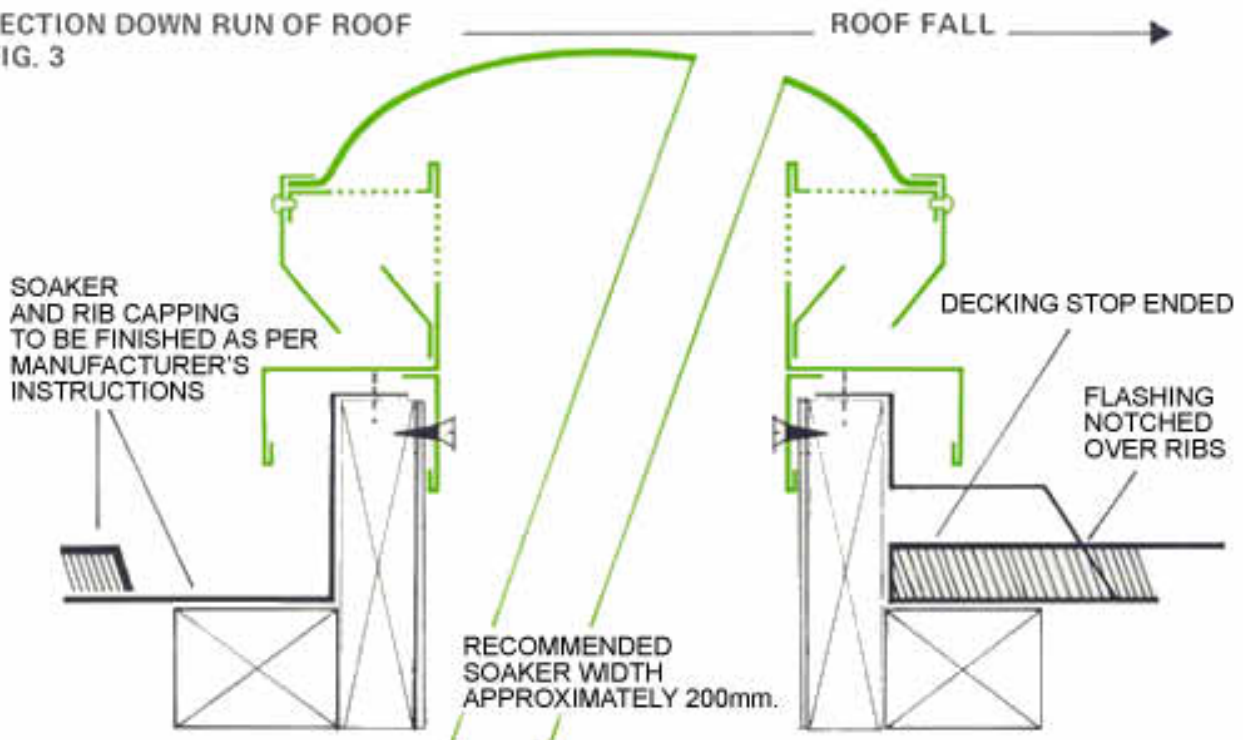
Trimmers made from timber (150 mm x 38 mm or 150 mm x 50 mm recommended) with the same internal dimension as the opening size of the domelight PLUS 6-8 mm are to be attached to the roof frame in accordance with recognized building practice.

NOTE: If the material lining the ceiling-to-roof lightwell is to pass under the internal wall of the unit (refer to drawings) add twice the thickness of that material also.

SECTION ACROSS RUN OF ROOF (STEEL DECK) FIG. 2



SECTION DOWN RUN OF ROOF FIG. 3



SPECIFICATIONS:

This list shows sizes of skylights with Domes and/or Pyramids. These are Akron's standard sizes, although Akron will make to measure sizes in any material to suit your requirement.

	Opening size mm	Light area mm ²	Ventilation mm ²
SQUARE SKYLIGHTS	400 x 400	160,000	44,00
<i>**Made to measure</i>	500 x 500	250,000	70,000
<i>Square Skylights</i>	600 x 600	372,000	83,000
<i>any size up to</i>	700 x 700	490,000	98,000
<i>2500 x 2500 mm</i>	800 x 800	640,000	112,000
	900 x 900	835,000	122,000
	1000 x 1000	138,000	141,000
	1100 x 1100	1488,00	161,000
	1200 x 1200	328,000	70,000
RECTANGLE SKYLIGHTS	400 x 800	494,000	98,000
<i>**Made to measure</i>	400 x 1200	349,000	83,000
<i>Rectangle Skylights</i>	500 x 700	450,000	93,000
<i>any size up to</i>	500 x 900	487,000	93,000
<i>3600 x 2500 mm</i>	600 x 800	600,000	112,000
	600 x 1000	720,000	150,000
	6000 x 1200	800,000	122,000
	800 x 1000	1125,000	270,000
	800 x 1200		
RECTANGLE SKYLIGHTS	300 mm diameter	Abey Lightbeam	
<i>**Larger circular</i>	400 mm diameter	Abey Lightbeam	
<i>skylights can be</i>	500 mm diameter	Abey Lightbeam	
<i>made up to</i>	600 mm diameter		
<i>2500 mm in diameter</i>			
<i>To assist you in your selection of the AKRON SKYLIGHT best suit to your application, the following table Clause 1139 of the current building regulations is provided:</i>			
MINIMUM LIGHT & VENTILATION AREAS			
Room Area in Square meters	Clear Light Area (Minimum width 300mm)	Effective Airway for Fixed Ventilation in mm ²	
Less than 2.0	1/10 of floor area	40,000	
Less than 2.0-3.5	1/10 of floor area	60,000	
Less than 3.5-5.0	1/10 of floor area	80,000	
Over 5.0	1/10 of floor area	80,000 plus to ratio of 1:100 of the floor area where the floor area exceeds 5m ²	
FOR FURTHER ASSISTANCE IN YOUR SELECTION, PLEASE CALL OUR OFFICE (03) 9555 7466			